

# **1ST SEMESTER CY 2019 STATISTICAL DIGEST**



Department of Social Welfare and Development  
**National Capital Region**



## VISION

The Department of Social Welfare and Development envisions all Filipinos free from hunger and poverty, have equal access to opportunities, enabled by a fair, just, and peaceful society.

## MISSION

To lead in the formulation, implementation, and coordination of social welfare and development policies and programs for and with the poor, vulnerable and disadvantaged.

## CORE VALUES

Maagap at Mapagkalingang Serbisyo  
Serbisyonang Walang Puwang sa Katiwalian  
Patas na Pagtrato sa Komunidad

# DSWD-NCR MANAGEMENT COMMITTEE

**VICENTE GREGORIO B. TOMAS**

Regional Director

**MARIA ROSARIO C. CUARESMA**

Director III/Assistant Regional Director for Administration

**EDNA J. SACEDOR**

SWO V/OIC – Assistant Regional Director for Operation

**MANUELA M. LOZA**

SWO V/Chief  
Policy and Plans Division

**ADA A. COLICO**

SWO V/Chief  
Human Resource Management  
and Development Division

**GLENDA M. DERLA**

SWO V/Chief  
Protective Services Division

**ALICIA K. PAGADUAN**

CAO/Chief  
Financial Management Division

**KHARL T. AMAN**

SAO/OIC-Chief  
Administrative Division

**BIENVENIDO V. BARBOSA**

SWO III/OIC-Chief  
Disaster Response Management  
Division

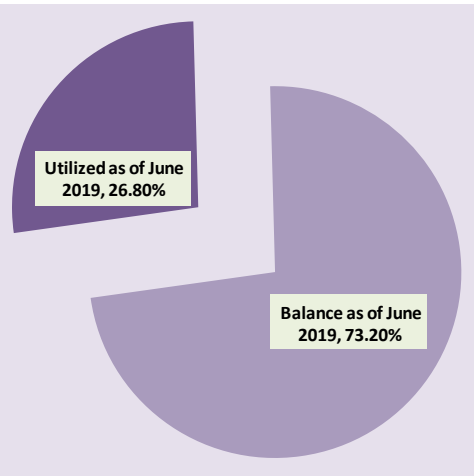
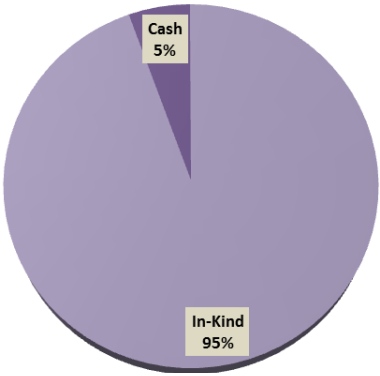
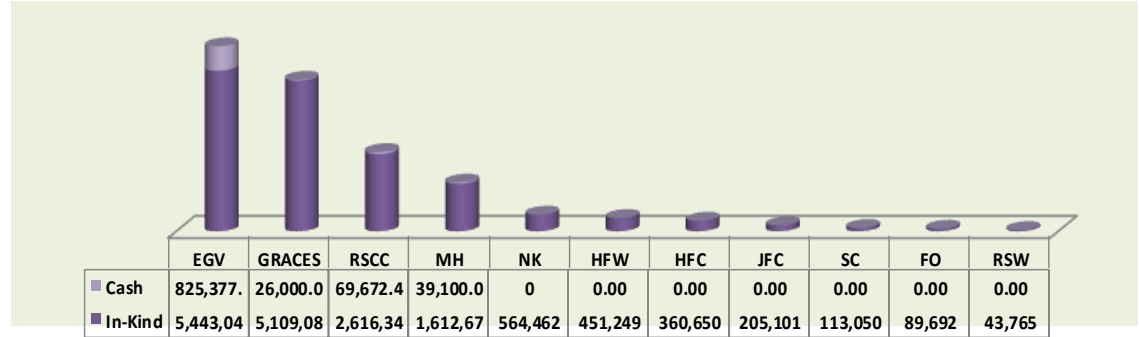
## POLICY DEVELOPMENT AND PLANNING SECTION

Mark M. Garcia  
Remilyn G. Gumiran  
Mary Ann F. Santos  
April M. Rocamora  
Deanna Rose V. Quiambao  
Jan Roushel J. Raquel

Lily C. Demabildo  
Judith R. Escarilla  
Joseph Karlo V. Lim  
Rose Sharon G. Alcantara  
Jennylyn G. Morales  
Jhenista Shary Ann F. Caronan

Resource Generation

The Region was able to generate a total amount of **Php 17,569,267.62** worth of donations both cash and in-kind for the 1st Semester CY 2019. The Top 5 Centers with the most received donations include: Elsie Gaches Village (EGV), Golden Reception and Action Center for the Elderly and Other Special Cases (GRACES), Reception and Study Center for Children (RSCC), Marillac Hills (MH) and Nayon ng Kabataan (NK).



Budget Utilization

From January to June 2019, the Region utilized **26.80%** of its allocated budget amounting to an obligated amount of Php 993,813,927 versus an allotment of Php 3,708,456,746.

The balance of 73.20% will be used on the succeeding months of the year for a continuous implementation of the Region's programs, projects and activities.

Type of Fund	Allotment	Obligation as of June 2019	Balance	Percent of Utilization
Direct Release Fund	2,291,691,000	450,133,841	1,841,557,159	19.64%
Centrally Managed Fund	1,416,765,746	543,680,085	873,085,661	38.37%
GRAND TOTAL	3,708,456,746	993,813,927	2,714,642,819	26.80%

INSIDE THIS ISSUE:

What is Statistical Digest? .....	3
Organizational Outcome 1 .....	4
Organizational Outcome 2 .....	6
Organizational Outcome 3 .....	9
Organizational Outcome 4 .....	10
Organizational Outcome 5 .....	10
Support to Operations .....	11
General Administration and Support Services .....	12

# What is Statistical Digest ?

This year's **Statistical Digest** will be semi-annual publication of DSWD-NCR covering the Statistical Accomplishment of the Region in semestral basis in the terms of the following:

**Organizational Outcome 1: *Well-being of Poor Families Improved*** – Provides data on the reduction of vulnerabilities of target population which essentially contributes to the socio-economic agenda of the government – investment in human capital development and improving social protection programs. This covers Promotive Programs of the Department which includes: Pantawid Pamilyang Pilipino Program (4Ps) and the Sustainable Livelihood Program.

**Organizational Outcome 2: *Rights of the Poor and Vulnerable Sectors Promoted and Protected***—Provides data on vulnerable individuals and groups namely, the children, youth, women, persons with disability, senior citizens, solo parents and indigenous people who benefited from the programs and services provided by DSWD. This covers the Protective Programs and Services which includes: Residential and Non-Residential Facilities such as the Elsie Gaches Village (EGV), Golden Reception and Action Center for the Elderly and Other Special Needs, Haven for Children (HFC), Haven for Women (HFW), Jose Fabella Center (JFC), Marillac Hills (MH), Nayan ng Kabataan (NK), Reception and Study Center for Children (RSCC), Sanctuary Center (SC), Inang Naulila sa Anak Healing Center (INA-HC), National Vocational Rehabilitation Center (NVRC), and Rehabilitation Sheltered Workshop (RSW), the Supplementary Feeding Program, Social Pension for Indigent Senior Citizens; Community-based Programs and Services; Adoption and Foster Care Services; Assistance to Individuals in Crisis Situation; Comprehensive Program for Street Children, Street Families, and Bajaus; Issuance of Travel Clearance for Minors Travelling Abroad; and Services for Trafficked Persons and Distressed Overseas Filipinos.

**Organizational Outcome 3: *Immediate Relief and Early Recovery of Disaster Victims/ Survivors Ensured*** – Provides data on immediate needs of individuals, families and communities affected by human-induced and natural disasters covering the reports of the Disaster Response Management Division (DRMD).

**Organizational Outcome 4: *Continuing Compliance of SWD Agencies to Standards in the Delivery of Social Welfare Services Ensured*** – Provides data on standards and assessment of the quality of SWD programs and services of Social Welfare and Development Agencies (SWDAs) through registration, licensing and accreditation covering the reports of Standards Unit (SU).

**Organizational Outcome 5: *Delivery of SWD programs by LGUs, through LSWDOs, improved*** – Provides data on the delivery of SWD programs and services by the LGUs through provision of technical assistance and resource augmentation (TARA) to the local government partners, particularly the Local Social Welfare and Development Offices (LSWDOs).

**Support To Operations** – Provides data on activities that provide technical and substantive support to the operations and projects of the Department such as Policy and Plan Development, Social Technology Development, National Household Targeting System for Poverty Reduction, Information and Communications Technology Management, Internal Audit, Social Marketing and Knowledge Management.

**General Administration and Support Services** – Provides data on activities that deals with the provision of overall administrative management support to the entire operation of the Department such as Human Resource and Development, Legal Services, Administrative Services, Financial Management and Procurement Services.

## Social Marketing



One hundred twenty-four **[124]** social marketing activities conducted includes information caravans, issuance of press releases, communication campaigns and developing of IEC materials.



Sixty **[60]** stories/updates have been uploaded in the Regional Website of the FO-NCR for the 1st Semester of CY 2019.

## Knowledge Management



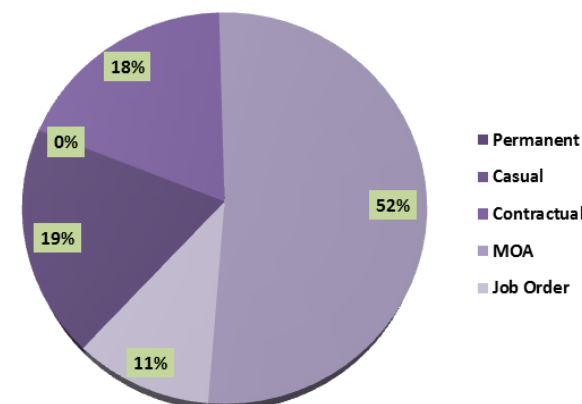
Four **[4]** knowledge products on social welfare and development services were developed from January to June 2019.



One **[1]** knowledge sharing session was conducted by the Region for the 1st Semester CY 2019 entitled "Knowledge Management Learning Session to Internal and C/MSWDO Staff"

## General Administrative and Support Services

Staff Complement



For 1st Semester CY 2019, the Region has a total of **2,702** staff detailed in the Field Office and Center/Residential Care Facilities which are composed of the following:

Status of Employment	No. of Staff
Permanent	514
Casual	3
Contractual	499
MOA	1,397
Job Order	289

Support to Operations (STO)

Policy and Plan Development



Four **[4]** Regional Policies were approved and Disseminated for 1st Semester CY



RMO No. 001 Series of 2019: DSWD NCR 2019 Thrusts and Priorities



RMO No. 002 Series of 2019: Guidelines on Monitoring of Compliance to Research Findings and Recommendations



RMO No. 003 Series of 2019: Amending Regional AO No. 363 Series of 2004 also known as "Style Guide in Writing Letters, Memorandums, Project Proposals Training Documentation and Feedback Reports"



RMO No. 004 Series of 2019: Revised Guidelines on Program on Awards and Incentives for Service Excellence (RGO-Praise)



Ninety-seven **[97]** research request were received for the 1st Semester CY 2019. Top five **[5]** universities with most number of research requests are: Mapua University, University of the Philippines, Polytechnic University of the Philippines, Far Eastern University and Pamantasan Lungsod ng Maynila.



Forty **[40]** permits were approved. Top five **[5]** program/centers/institutions with most number of research request approved includes Pantawid Pamilyang Pilipino Program, Nayon ng Kabataan and Marillac Hills.



Seventeen **[17]** request for statistics were received by the Region and provided data from January to June 2019 composed of requests of students, researchers, internal staff, agencies and institutions.

National Household Targeting Unit



One **[1]** Academe signed Memorandum of Agreement with DSWD NCR in utilizing Listahanan results for social welfare and development initiatives. The other six **[6]** intermediaries are still pending and is expected to be accomplished on 2nd Semester CY 2019.

Information and Communications Technology Management



**100%** service support and technical assistance requests acted upon



Six hundred seven **[607]** computer networks, nine **[9]** databases and one **[1]** functional and secured websites were maintained by the Region.

Internal Audit



Forty-eight **[48]** out of 54 targeted integrity management plan were implemented by the Region from January to June 2019.



Organizational Outcome I: Well being of poor families improved

Pantawid Pamilyang Pilipino Program



OUTCOMES

98%



or **11,680** out of 11,890 who were non-compliant in availing key health services from the previous year turned compliant as of 1st semester of CY 2019. The Region was able to accomplish 109.15% out of 10,701 targeted beneficiaries for the semester.

90%



or **12,041** Pantawid Pamilya households have availed key health services out of 13,291 households who did not avail key health services from the previous year. The Region was able to accomplish 348.51% out of the total target of 3,455 households. The increase in the accomplishment was the result of the conducted system caravan and massive updating of the operations offices in the Region.

85%



or **356,702** children beneficiaries out of 418,688 who are non-compliant in school enrolment turned compliant for the 1st semester CY 2019 with an equivalent accomplishment rate of 94.66% out of the 376,819 target beneficiaries. The variance is due to moved-out households, sickly or not going to school children, and waived, among others.

52%



or **42,536** Pantawid Pamilya children were returned to school as of the 1st semester CY 2019 out of 81,513 total children who are not attending school from the previous year which is equivalent to 103.85% accomplishment vis-a-vis the 40,960 target children.

82%

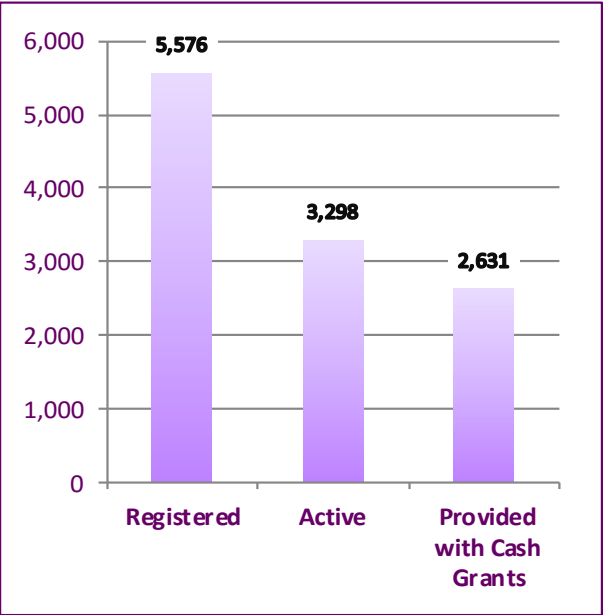
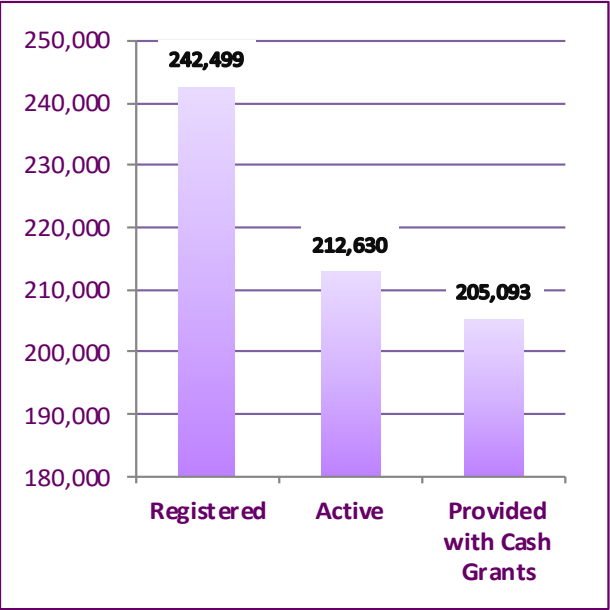


or **1,482** out of 1,806 Pantawid Pamilya related grievances were resolved within the established time protocol which is equivalent to 95.12% accomplishment vis-à-vis the 1,558 targeted grievances to be resolved. The common reason for variance is the required time frames in solving grievance cases.

Regular CCT

The Regular Conditional Cash Transfer of the Pantawid Pamilyang Pilipino Program was able to serve a total of **205,093** compliant household beneficiaries vis-à-vis the 212,630 active household beneficiaries as of June 30, 2019 and were provided with cash grants with a total amount of Php 10,982,707 for the 1st semester of CY 2019.

The variance for the provision of cash grants was due to ongoing distribution of EMV cards.



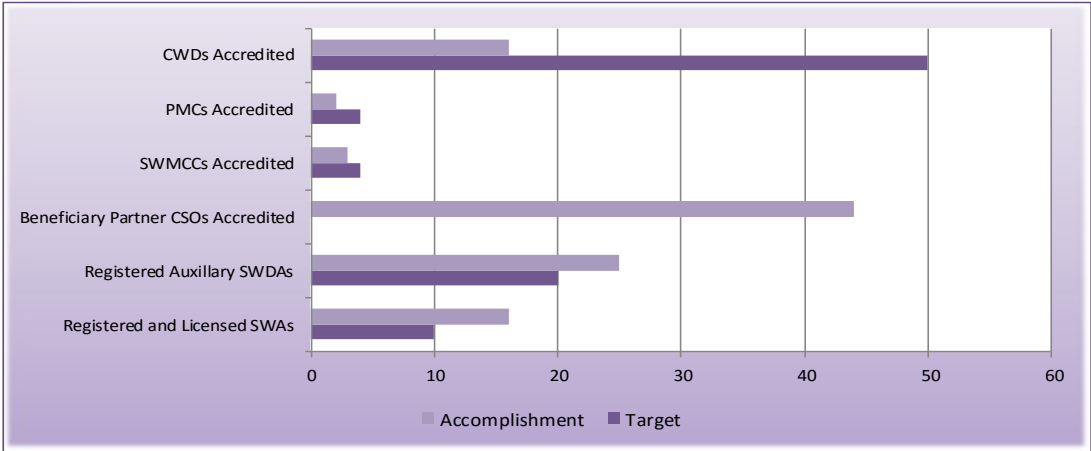
Modified CCT

For the Modified Conditional Cash Transfer for Homeless Street Families, a total of **2,631** compliant beneficiaries from the 3,252 active households received their cash grants in the total amount of Php 546,800 as of June 30, 2019.

The variance for the provision of cash grants for the MCCT beneficiaries was also due to ongoing distribution of EMV cards.



Organizational Outcome 4: Continuing compliance to SWD agencies to standards in the delivery of social welfare services ensured



The following are the accomplishments of the Region from January to June 2019 along OO4:

- |  |  |
|--|--|
| <b>16</b> Registered and Licensed Social Welfare Agencies (SWAs)               | <b>3</b> Social Workers Managing Court Related Cases (SWMCCs) Accredited |
| <b>25</b> Registered Auxiliary Social Welfare and Development Agencies (SWADs) | <b>2</b> Pre-Marriage Counselors (PMCs) Accredited                       |
| <b>44</b> Beneficiary Partner Civil Society Organizations (CSOs) Accredited    | <b>16</b> Child Development Workers (CDW)s Accredited                    |



Organizational Outcome 5: Delivery of SWD programs by LGUs, through LSWDOs, improved

In line with the provision of Technical Assistance and Resource Augmentation (TARA) to its Social Welfare and Development intermediaries and implementers, the following were the accomplishments of the Region from January to June 2019.



- ◆ **3** Learning Development Intervention were provided to LGUs initiated by the Special Projects Section, Policy Development and Planning Section and Capability Building Section.
- ◆ All **17** LGUs of the Region were provided Technical Assistance
- ◆ **16** LGUs were provided with Resource Augmentation through the Disaster Response Management Division.

Social Welfare for Distressed Overseas Filipinos and Trafficked Persons



**262** trafficked persons were served and provided with social welfare services by the Region from January to June 2019.



**440** distressed and undocumented OFW were served by the Region from January to June 2019 and were provided with social welfare services. They are composed of 337 adults and 103 children.

Comprehensive Program for Street Children, Street Families and Badjaus



For the 1st Semester CY 2019, the Comprehensive Program of the Region were able to validate and assess 320 beneficiaries for Educational Assistance, Livelihood and Cash for Work and were expected to be disbursed on the 3rd Quarter of CY 2019.

Sustainable Livelihood Program



Track 1: Microenterprise Development Track

For the 1st semester, the Microenterprise Development Track of the program was able to serve a total of **3,833** beneficiaries. Out of the total beneficiaries served, 2,510 are Pantawid beneficiaries and the remaining 1,323 are Non-Pantawid. These program participants were organized in CY 2018 and grants were disbursed on the 1st Quarter of CY 2019.



Track 1: Employment Facilitation Track

A total of **6** beneficiaries were served under the Employment Facilitation Track of the program as of June 30, 2019. Out of the total beneficiaries served, 3 were Pantawid beneficiaries and the remaining 3 were Non-Pantawid beneficiaries. These program participants were provided skills training in CY 2018 and were hired on 1st Quarter of CY 2019.



Organizational Outcome 3: Immediate relief and early recovery of disaster victims/survivors ensured



**16** LGUs were provided augmentation on disaster response services from January to June 2019. The remaining LGU had no disaster occurrences needing augmentation support for the semester.



**18,149** poor households were provided with risk resiliency services through cash for work activities for Climate Change Adaptation and Mitigation (CCAM) for the 1st Semester CY 2019.

**8,359** internally-displaced households were served by the Region from January to June 2019 and provided with disaster response services.



Target

Accomplishment

	Microenterprise Development	Employment Facilitation
4,221	3,833	6



Organizational Outcome 2: Rights of the poor and vulnerable sectors promoted and protected

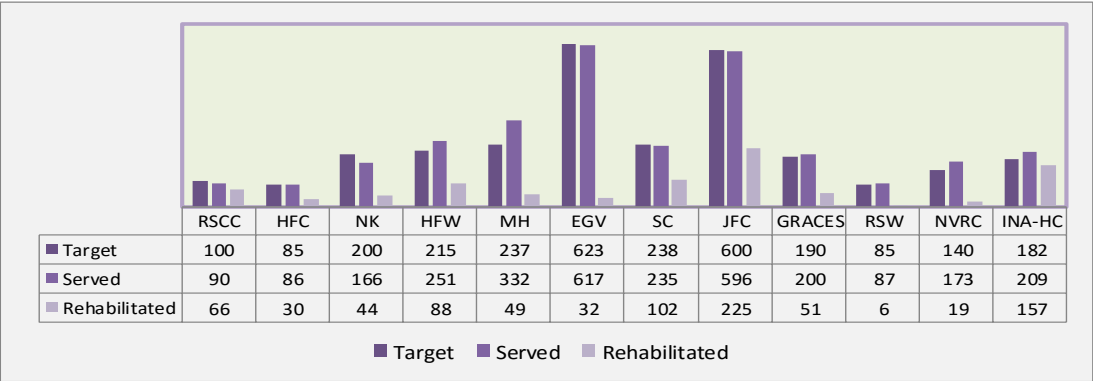
Centers and Residential-Based Services

There were **3,042** clients served in the Region's Residential and Non-Residential Care Facilities for the 1st semester of CY 2019. Out of the total clients served, **869** clients were rehabilitated. (*see breakdown on the next page*)

Among the centers with 100% and higher accomplishments in terms of served clients vis-à-vis the target for the semester are Haven for Children (HFC), Haven for Women (HFW), Marillac Hills (MH), Golden Reception and Action Center for the Elderly and Other Special Cases (GRACES), Rehabilitation Sheltered Workshop (RSW), National Vocational and Rehabilitation Center (NVRC) and INA Healing Center (INA-HC). Meanwhile, all Centers/Residential Care Facilities met the target for rehabilitation as of the 1st semester of the year.



Target vs. Served vs. Rehabilitated



Social Welfare for Senior Citizens

Social Pension for Indigent Senior Citizens

As of the 1st Semester of CY 2019, the Region has an ongoing validation for 169,735 existing beneficiaries and an additional of 50,000 (waiting list) senior citizens that are expected to receive grants on the 2nd Semester of CY 2019.



Centenarian Cash Gift

**25** centenarians were provided with Php 100,000.00 cash gift each for the 1st Semester CY 2019.

Unconditional Cash Transfer Program



1st Semester Target

**226,341**  
Pantawid Beneficiaries

**169,713**  
Social Pensioners

**25,491**  
Listahanan Households

**3,533**  
MCCT Beneficiaries

Supplementary Feeding Program



8th Cycle Implementation

A total of **110,083** out of the 105,340 target children from Child Development Centers (CDCs) and Supervised Neighborhood Plays (SNPs) were served under the **8th cycle implementation** (SY 2018-2019) of the Supplementary Feeding Program.

For the 1st Semester CY 2019, UCT-Listahanan conducts on-going processing and encoding of UCT Listahanan beneficiaries in the LBP Batch Opening Template which was forwarded to the region on June 27, 2019. On the other hand, UCT-Socpen is still completing the validation and encoding of assessed social pension beneficiaries as part of Secretary's directives. Also, UCT-RPMO (Pantawid) is currently prioritizing the payment of unclaimed UCT-Listahanan beneficiaries in CY 2018.

Protective Programs to Individuals and Families in Especially Difficult Circumstances



Assistance to Individuals in Crisis Situation were extended to **53,462** beneficiaries for 1st Semester CY 2019:



**22,762** beneficiaries were provided with Medical Assistance



**13,253** beneficiaries were provided with Educational Assistance



**12,517** beneficiaries were provided with Food Assistance



**4,179** beneficiaries were provided with Burial Assistance



**751** beneficiaries were provided with Transportation Assistance



**3,174** beneficiaries were provided with medical assistance through LINGAP SA MASA in partnership with 24 hospitals, diagnostic centers and pharmacies.

Community-Based Services



**415** clients were served under the Community-Based Services Section for the 1st Semester CY 2019. These are composed of



**243 Men**



**103 Women**



**32 Children**



**37 Older Person and PWD**



Minors Travelling Abroad

**9,507** children were issued with Travel Clearance Certificate from January to June 2019 with top five (5) country of destination as follows: Hongkong, Singapore, Japan, USA and Japan.



Alternative Family Care Program

**80** children were served as of 1st Semester of CY 2019 with the following placements:

- 22 children were placed out for domestic adoption
- 21 children were placed out for foster care
- 37 children were endorsed for inter-country adoption